

Permeable Paving

**PARKING AREA**

ECORASTER® Bloxx

# ECORASTER® Bloxx

## Permeable Parking Area

Case study: ECORASTER® Bloxx installation w/o usual substructure.

Location: Ice hockey bowl, "Netsch Arena Selb" - Bavaria Germany.

The area around the ice hockey stadium has a huge demand for car park spaces, especially during the season. Immediate action was necessary. The only available site was an old soccer field aside from the stadium, not in use since years. Following the restrictions and guidelines of the town Selb excavation was not an option.

To avoid a waste of time new parking spaces were built with ECORASTER® E50 and Bloxx, based on a substructure away from the usual way of installation. The whole area was done within one week!

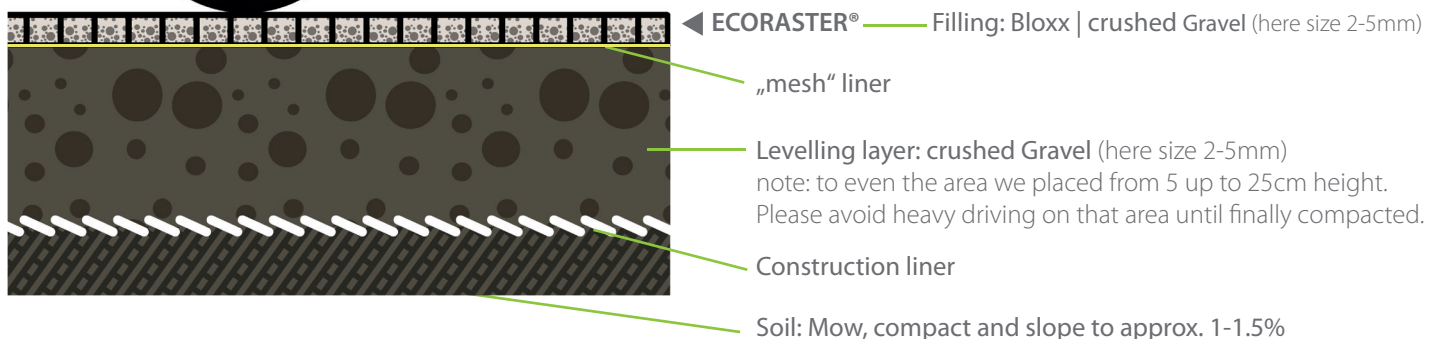


### WORKING STEPS:

- » lawn mowing
- » roller compact
- » place constr. liner
- » spread loose gravel
- » place „mesh“ textile
- » lay Bloxx | E50
- » fill Bloxx
- » fill E50
- » plate | roller compact



Though no excavation was possible the existing lawn was mowed to the top of the soil. Lots of bumps, dents and other surface irregularities appeared. In order to achieve a loadable and usable area heavy roller compacting was mandatory. During that process a slight slope, from mid area to leading to both ends, was built into the site. Right after the compacting a construction liner was placed to keep the substructure separate from the soil. Remaining dents were covered up during spreading the loose gravel substructure.






After setting the levelling base „mesh“ was layed on top of the gravel surface. This textile with its permeable structure helps preventing gravel from getting into the Bloxx from beneath while laying the grids. After the surface is completely covered with ECORASTER® the crew started to put the concrete Bloxx elements into the pavers first. This prevents gravel from getting into the Bloxx frame. After all concrete elements got placed the remaining ECORASTER® E50 areas were filled with loose gravel (crushed 2/5mm).

Finally the roller compacted the surface after it was inter-locked and filled proper. Though the substructure differs from the usual installation this final step is mandatory to give the whole area its final strength and durability.

The area finished its first ice hockey season and a first hard winter with low temperatures and quite a lot snow. No marks of wear at all, after hundreds of cars and even the snowplowing. This is parking on permeable paved grass.



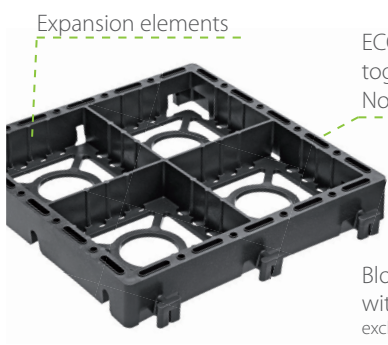
ECORASTER® areas can be cleaned with a snowplow. Melted ice drains: reduce effort & salt = reduce costs!



**1 week time!!!**

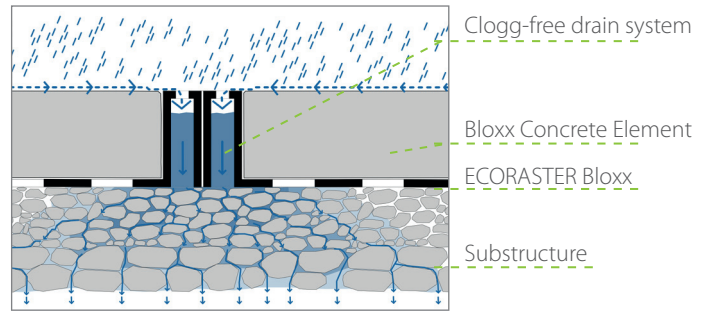
**How Bloxx works:**

Please have in mind, that the water retaining function of your permeable area is influenced by the dimension of the substructure.



Expansion elements  
ECORASTER® Bloxx, unpack, snap together, and drop the blocks in. No need to tuckpoint the joints!


Bloxx Paver Elements, replaceable without loosening the cluster (e.g. exchange dirty paver)



# Developing sustainable solutions for a permeable ground reinforcement.



German engineering – installed worldwide.  
Questions? Please give us a call:



PURUS PLASTICS GmbH | Am Blätterrangen 4 | D-95659 Arzberg  
Tel.: +49 9233 77 55 0 | [info@purus-plastics.de](mailto:info@purus-plastics.de) | [www.ecoraster.de](http://www.ecoraster.de)

ECORASTER® is a PURUS PLASTICS GmbH brand.  
Subject to change without prior notice. E. & O. E.



Version PP\_VER\_en\_2017.1